

Reviewing Your RSVP in the Commencement Questionnaire

The Graduate School

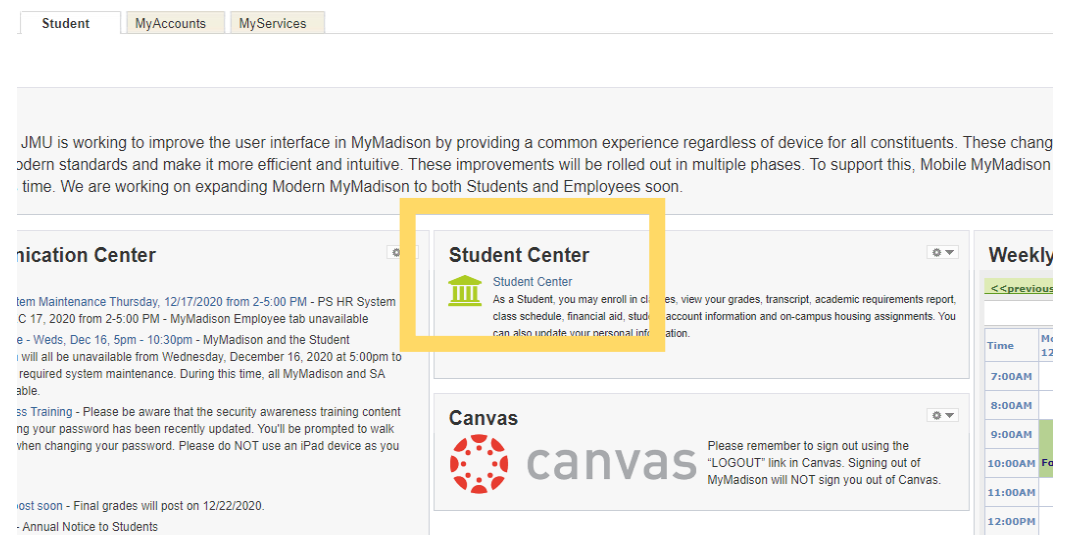
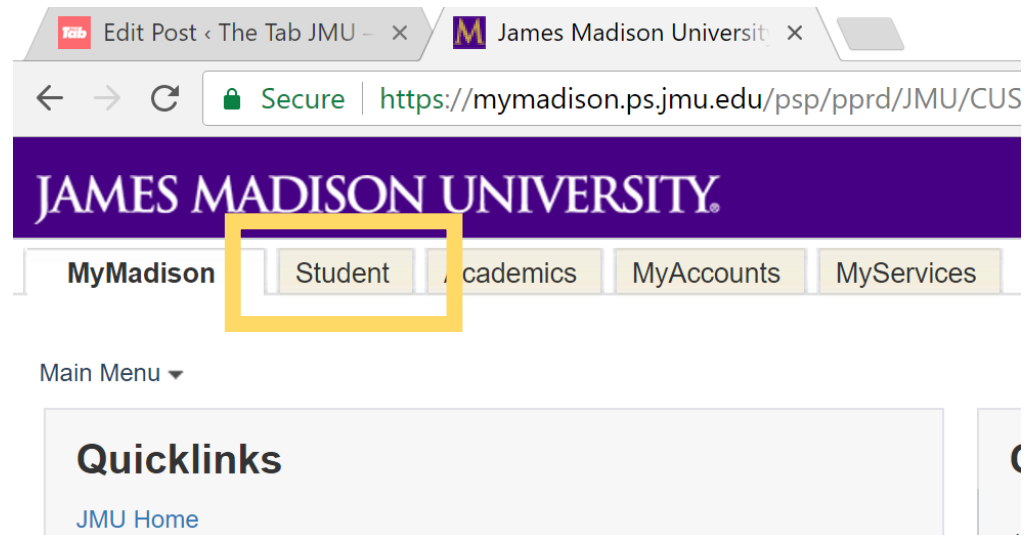


JAMES MADISON UNIVERSITY®



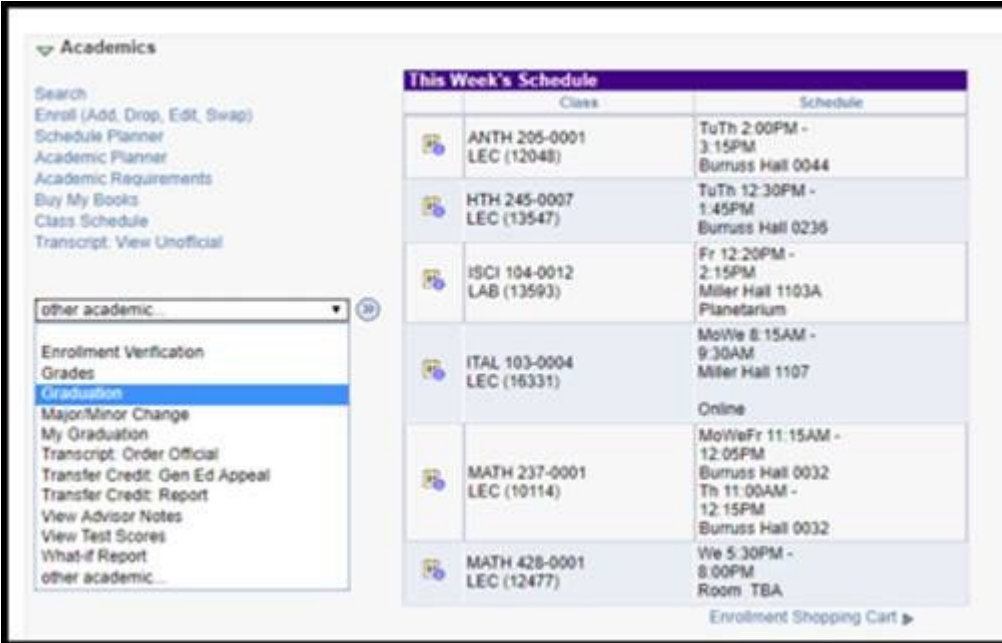
Accessing the Commencement Questionnaire

Step 1: Log into MyMadison and go to your Student Services Center.



Accessing the Commencement Questionnaire

Step 2: Select Graduation from the *Other Academic* drop-down menu.



The screenshot displays the 'Academics' section of a university portal. On the left, a dropdown menu is open, showing options such as 'Enrollment Verification', 'Grades', 'Graduation', 'Major/Minor Change', and 'My Graduation'. The 'Graduation' option is highlighted in blue. A yellow arrow points from the text 'Step 2' to this dropdown menu. To the right, a table titled 'This Week's Schedule' lists several classes with their respective times and locations.

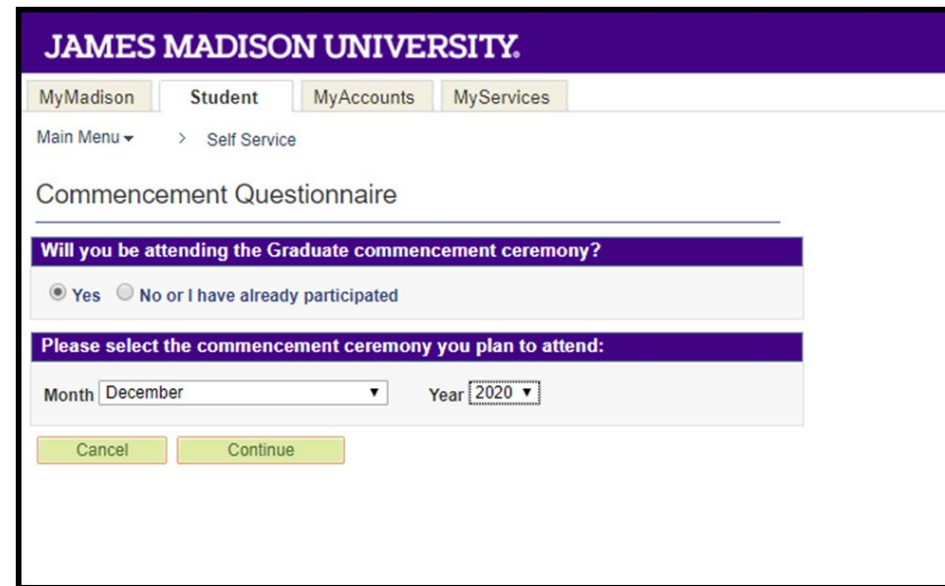
This Week's Schedule	
Class	Schedule
ANTH 205-0001 LEC (12048)	TuTh 2:00PM - 3:15PM Burness Hall 0044
HTH 245-0007 LEC (13547)	TuTh 12:30PM - 1:45PM Burness Hall 0236
ISCI 104-0012 LAB (13593)	Fr 12:20PM - 2:15PM Miller Hall 1103A Planetarium
ITAL 103-0004 LEC (16331)	MoWe 8:15AM - 9:30AM Miller Hall 1107
	Online
MATH 237-0001 LEC (10114)	MoWeFr 11:15AM - 12:05PM Burness Hall 0032 Th 11:00AM - 12:15PM Burness Hall 0032
MATH 426-0001 LEC (12477)	We 5:30PM - 8:00PM Room TBA

Accessing the Commencement Questionnaire

Step 3: Select the Commencement Questionnaire link.

RSVP for Commencement

- You will be asked to indicate if you plan to attend a commencement ceremony. If you select yes, you will be prompted to select the ceremony date you wish to attend.
- You have the ability to return to this page to make changes until your degree is conferred. If you need to make changes after your degree has been conferred, email gradstudentservices@jmu.edu regarding your RSVP.



The screenshot shows the James Madison University website interface for the Commencement Questionnaire. At the top, there is a purple header with the text "JAMES MADISON UNIVERSITY." Below the header, there are navigation tabs for "MyMadison", "Student", "MyAccounts", and "MyServices". Underneath, there are links for "Main Menu" and "Self Service". The main content area is titled "Commencement Questionnaire". The first question is "Will you be attending the Graduate commencement ceremony?" with radio button options for "Yes" (selected) and "No or I have already participated". The second question is "Please select the commencement ceremony you plan to attend:" with dropdown menus for "Month" (set to "December") and "Year" (set to "2020"). At the bottom of the form, there are two buttons: "Cancel" and "Continue".

Scholarly Document Information

- Students who are completing scholarly documents will be directed to fill in additional information for the commencement program:

All terminal degree students will see the following questions:

Commencement Questionnaire

Dissertation, Document, Project, or Thesis Director Name

Example: John A. Smith, Ph.D.

Dissertation, Document, Project, or Thesis Title

Note: If you have not selected a final title, please enter a tentative title.

Master's and Ed.S. students who are completing a scholarly document approved by the Graduate School will see the following question:

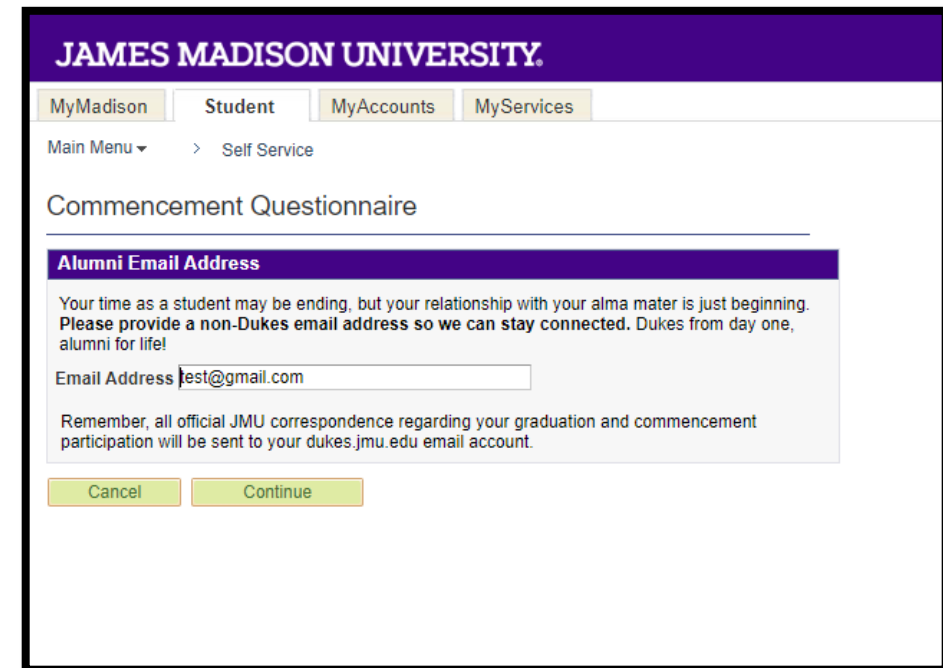
Commencement Questionnaire

Thesis or Ed.S Research Project Director Name

Example: John A. Smith, Ph.D.

Alumni Email Address

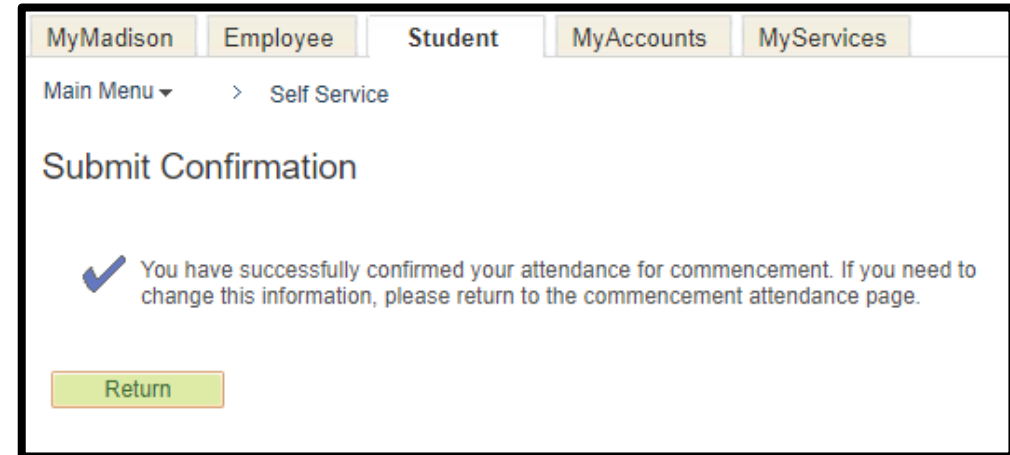
- Provide a non-dukes email account that we can contact you at once you have graduated.
- All official JMU correspondence regarding degree progress, graduation and commencement will continue to be sent to your dukes email account.



The screenshot shows a web interface for James Madison University. At the top, there is a purple header with the text "JAMES MADISON UNIVERSITY." Below this, there are navigation tabs for "MyMadison", "Student", "MyAccounts", and "MyServices". A breadcrumb trail shows "Main Menu > Self Service". The main content area is titled "Commencement Questionnaire" and features a sub-header "Alumni Email Address" in a purple box. The text below reads: "Your time as a student may be ending, but your relationship with your alma mater is just beginning. Please provide a non-Dukes email address so we can stay connected. Dukes from day one, alumni for life!" There is a text input field containing "test@gmail.com". A note states: "Remember, all official JMU correspondence regarding your graduation and commencement participation will be sent to your dukes.jmu.edu email account." At the bottom of the form are two buttons: "Cancel" and "Continue".

Commencement Questionnaire Confirmation Page

- You will receive a confirmation page once you have successfully submitted your commencement information.
- You can then click the return button to go back to the main Graduation page.



Questions?

Contact The Graduate School at

gradstudentservices@jmu.edu