

PARADE OF CHAMPIONS

J A M E S M A D I S O N U N I V E R S I T Y

2024 CONTEST INFORMATION

CLASSES & PERFORMANCE ORDER

There will be six classes of competition at this event. Class size is determined by the total number of wind and percussion members (Drum Majors, Guard, Twirlers, etc., are excluded from this count).

ADJUDICATION

Our contest features a panel of nationally and internationally recognized adjudicators from across the United States. Judges will be evaluating the following captions:

Music Performance - Ensemble

Music Performance - Individual (on-field)

Music General Effect

Visual Performance - Ensemble

Visual Performance - Individual (on-field)

Visual General Effect

[CLICK HERE FOR 2024 JUDGE BIOS](#)

Judge Comments: Each director will receive all digitally-recorded feedback from the judges via a Google link e-mailed to them at the conclusion of the contest. Additionally score sheets and a class recap sheet will be included in each director's post-contest packet provided at the awards ceremony. Due to the size of the contest, facility limitations, and schedule challenges, we will not be able to offer a judge's critique this year.

Captions: The following captions will be awarded to each class - Best Music, Best Visual Performance, Best General Effect, Best Colorguard, and Best Percussion. The visual judges will determine the guard caption and music judges will determine the percussion caption. There is NO GRAND CHAMPION awarded to the highest score at POC.

Recap Sheets: A recap sheet for your class will be included in the post-contest packet. However, a complete contest recap will be compiled and e-mailed to all directors in the week following the contest, as well as made available on our website at www.jmu.edu/mrd/poc.shtml.

REGISTRATION & PARKING

REGISTRATION

All bands will register for POC at the JMU Convocation Center. Please arrive at the main entrance (see map) and check-in with contest staff.

When you arrive at JMU, the **Director or Assistant Director must check-in at the designated registration area (tent)**. At that time, you will receive your Director's Packet containing: JMU POC badges for the director(s), assistant director(s), and additional staff members (if requested); complimentary tickets (wrist bands); campus map; competition schedule; and other pertinent information.

BAND GUIDES & REGISTRATION STAFF

At least two JMU guides will be assigned to each band. They will meet you at the registration area and take you through the various stages of the competition. These guides will have schedules, locations, and other important information to help you and your band during the day. In addition, if you have any questions or concerns that the band guides cannot help you with, there will be members of the JMU Band Staff at the registration area to assist you.

BUS PARKING FOR 1A, 2A, & 3A

Buses should park in the Convocation Center lot to unload, prepare for warm-up, and stage. **AFTER YOUR BAND'S PERFORMANCE** your band will return to the Convocation Center, re-load, and move your buses to the **overflow lots C-4, R-1, R-8 [see map]**.

Note: If you do not plan to have your band return to the Convocation Center between your performance and the awards ceremony for your class, your buses will still need to move to hour overflow lots. You can then meet the buses at that location after the awards ceremony.

BUS PARKING FOR 4A, 5A, & 6A

Buses should park in the Convocation Center parking lot and can remain there until the conclusion of the contest.

LARGE EQUIPMENT/PROPS/STAGING

The front ensemble, equipment, and prop staging area will be located in the parking lots around Godwin Hall adjacent to the stadium. Please be aware that this staging area is NOT the same location as your band's warm-up area. Equipment trucks/trailers and other large equipment will be directed to this area once your group enters campus.

If you have any instruments or equipment that must remain with the musicians, it is recommended that they are first delivered to the warm-up area (Convocation Center/Bus Parking), then the equipment trucks may be moved to the designated equipment staging location. Please plan accordingly.

Large equipment such as podiums, auxiliary percussion, props, etc., may be delivered to this staging area up to 90 minutes prior to your band's performance. All equipment will be taken through the competing band entrance gate ("C" gates). The gate official will direct your crew where to place the equipment and when to meet your band for entrance.

EQUIPMENT VEHICLE PARKING FOR 1A, 2A, & 3A BANDS

All equipment vehicles (*and pit crew members*) should report to the **Godwin Transit Center** adjacent to the stadium [see map]. They will park there temporarily to unload and stage front ensemble/props and will remain until after your band's performance. Your band will meet your front ensemble at this location (as they travel to the stadium from warm-up) and will load into the stadium from there.

Note: If there are instruments/equipment your band members will need at the warm-up location, your vehicles should report to the Convocation Center first, then move to the stadium.

AFTER YOUR BAND'S PERFORMANCE your front ensemble/props will return to your equipment vehicle(s) to re-load, then move to our overflow parking lots: C-4, R-1, R-8 [see map]. They will not return to the Convocation Center (unless instruments/equipment needs to be re-loaded).

EQUIPMENT VEHICLE PARKING FOR 4A & 5A BANDS

All equipment vehicles (*and pit crew members*) should report to the **Godwin Transit Center** adjacent to the stadium [see map]. They will park there temporarily to unload and stage front ensemble/props and will remain until after your band's performance. Your band will meet your front ensemble at this location (as they travel to the stadium from warm-up) and will load into the stadium from there.

Note: If there are instruments/equipment your band members will need at the warm-up location, your vehicles should report to the Convocation Center first, then move to the stadium.

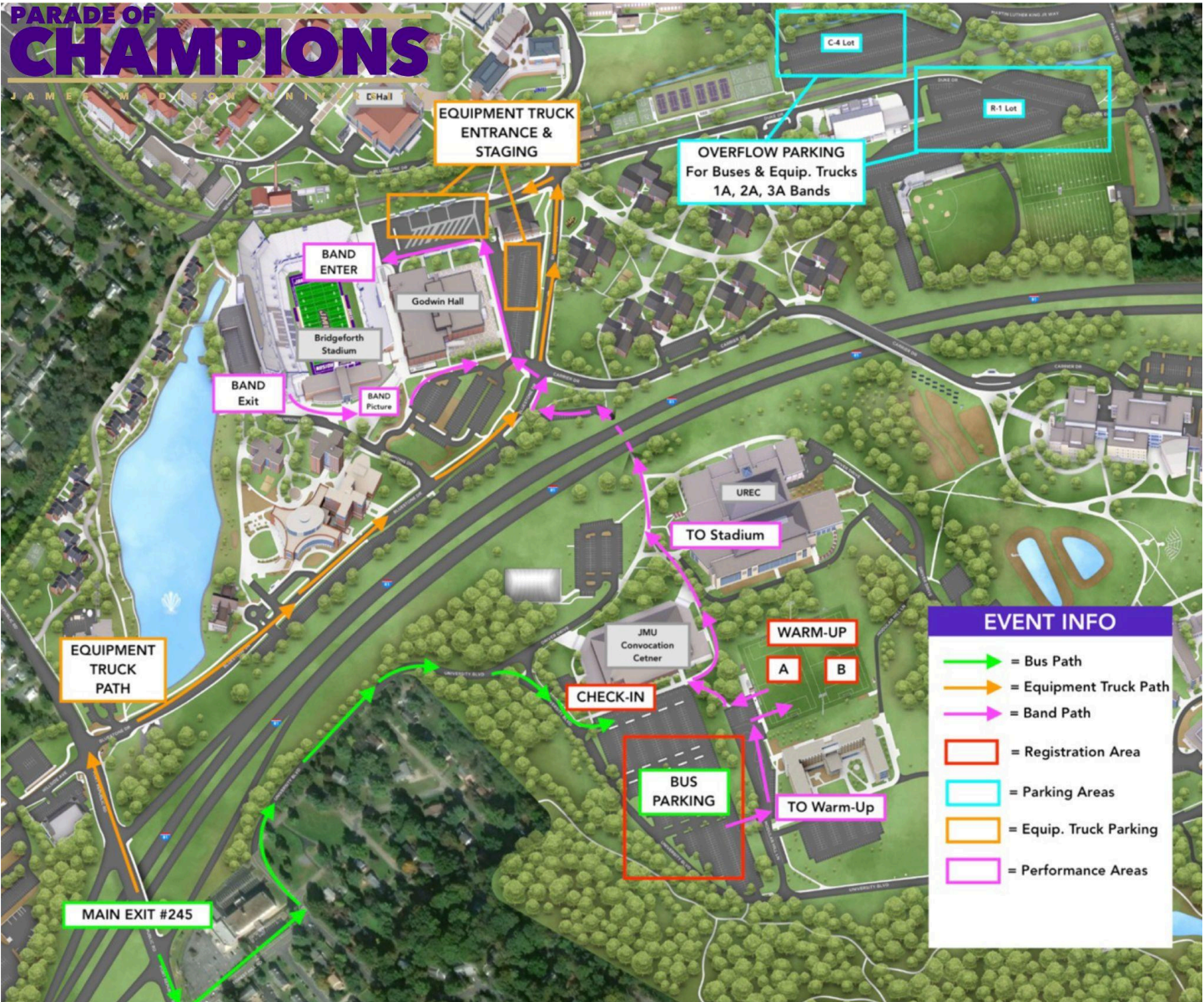
AFTER YOUR BAND'S PERFORMANCE your front ensemble/props will return to your equipment vehicles to re-load and can then return to the Convocation Center to park with your buses.

EQUIPMENT VEHICLE PARKING FOR 6A BANDS

All equipment vehicles (*and pit crew members*) should report to the **Godwin Transit Center** adjacent to the stadium [see map]. They will park there temporarily to unload and stage front ensemble/props and will remain until after your band's performance. Your band will meet your front ensemble at this location (as they travel to the stadium from warm-up) and will load into the stadium from there.

Note: If there are instruments/equipment your band members will need at the warm-up location, your vehicles should report to the Convocation Center first, then move to the stadium.

AFTER YOUR BAND'S PERFORMANCE your front ensemble/props will return to your equipment vehicles to re-load and can then return to the Convocation Center to park with your buses.



IMPORTANT GPS ADDRESSES:

NOTE: Recommended exit (from I-81) to access JMU Parade of Champions is Exit 245.

Registration/JMU Convocation Center:

[895 University Blvd.](https://www.google.com/maps/place/895+University+Blvd,+Harrisonburg,+VA+22807)
Harrisonburg, VA 22807

Overflow Parking C-4 Lot:

[411 M.L.K. Jr. Way](https://www.google.com/maps/place/411+M.L.K.+Jr.+Way,+Harrisonburg,+VA+22801)
Harrisonburg, VA 22801

Stadium Parking Deck (for spectators):

[280 Champions Drive](https://www.google.com/maps/place/280+Champions+Drive,+Harrisonburg,+VA+22807)
Harrisonburg, VA 22807

Equipment Truck Staging:

[211 Bluestone Drive](https://www.google.com/maps/place/211+Bluestone+Drive,+Harrisonburg,+VA+22807)
Harrisonburg, VA 22807

Overflow Parking R-1 Lot:

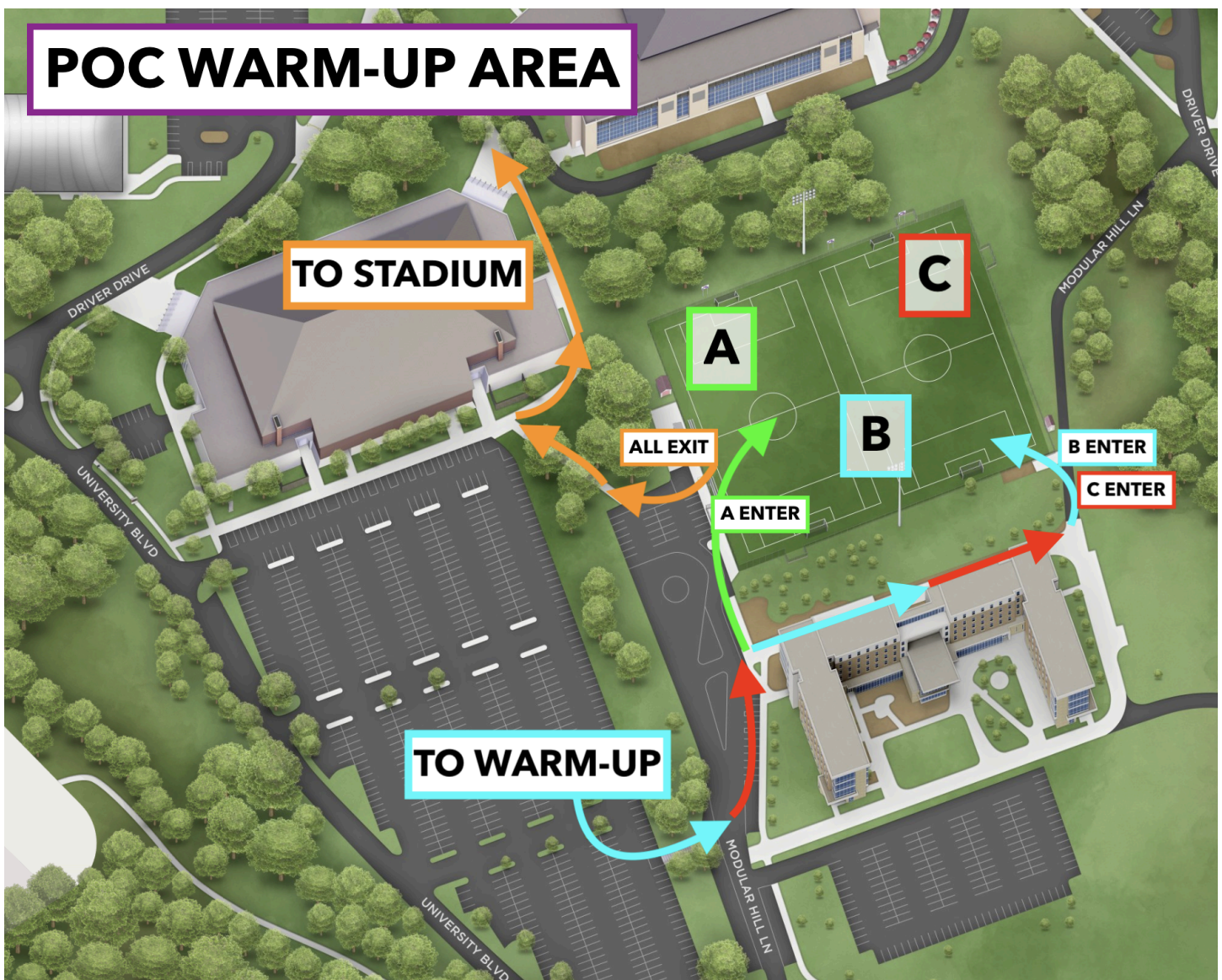
[771 Duke Drive](https://www.google.com/maps/place/771+Duke+Drive,+Harrisonburg,+VA+22801)
Harrisonburg, VA 22801

IMPORTANT
JMU DOES NOT PROVIDE CARTS OR ATVs
TO MOVE PIT TRAINS/LARGE EQUIPMENT

WARM-UP AREA

All bands will do a music warm-up on the artificial turf fields adjacent to the JMU Convocation Center/parking area. There will be 3 bands using this space at the same time. This area is designed for MUSIC and body warm-up only. You will not have an entire field so there won't be enough space for drill/marching. Each warm-up area will be monitored by an official time-keeper. We ask that you strictly adhere to the schedule, as there will be other bands waiting to use these facilities.

PLEASE NOTE: The bus parking area at the Convocation Center is not a Warm-Up area. This should be used for unloading of equipment – basic stretching can be done in this area, but it must be within the confines of your buses. We have to fit many groups into that lot, and will need as much space for parking as possible.



CHANGING ROOMS

There are no changing rooms available at the bus parking/warm-up area. However, if changing rooms are needed, there are locker rooms available at Godwin Hall (adjacent to the stadium). Please be aware that **these facilities are not located at the parking area**, but you can make arrangements to bring your buses to this area upon arrival if necessary. Your guide will know how to direct you if you choose to change in Godwin Hall. Be certain to allow for extra travel time between registration and your performance if you are planning on using these facilities. It is recommended, however, that band members arrive in full uniform or are able to appropriately change on the bus if/when needed. If you are considering using the Godwin Hall Changing Facility, please inform us in advance, so we can make the necessary arrangements for you.

BATHROOMS

There are **no indoor bathrooms available at the Convocation Center**. There are several portable toilets around the parking lot that will be available to the band members and staff if needed while at the Convo. Bathrooms are available at Godwin Hall as well as around the stadium.

INSTRUMENTS & EQUIPMENT

We regret that James Madison University cannot provide equipment to substitute for lost or forgotten items. If you find that you are in need of equipment upon arrival, we will help you work with other competing bands to arrange to borrow what is needed.

PERFORMANCE INFORMATION

Performance Time: The band's performance time will begin upon entry to the competition field (from the back sideline), and ends when the band exits the field. Each class have the following performance time allotments: **1A & 2A** - 13 minutes **3A & 4A** - 14 minutes **5A & 6A** - 15 minutes

Cadences: Due to the full schedule, we ask that cadences be avoided for entrance to and exit from the field. Only a click cadence on a snare, tenor, or bass drum should be used. Please adhere to this in order to respect the other bands entering and exiting.

On-Field Warm-Up: An on-field warm-up (or warm-up done back field before entering) must be limited to 60 seconds. The warm-up will not be adjudicated, but it will be included in your allotted performance time.

ABSOLUTELY NO PYROTECHNIC DEVICES ARE ALLOWED BECAUSE OF THE ARTIFICIAL FIELD TURF SURFACE IN THE STADIUM. No equipment or debris such as confetti, glitter, powder, etc. can be thrown in the performance area. FAILURE TO ADHERE TO THIS RULE WILL RESULT IN DISQUALIFICATION.

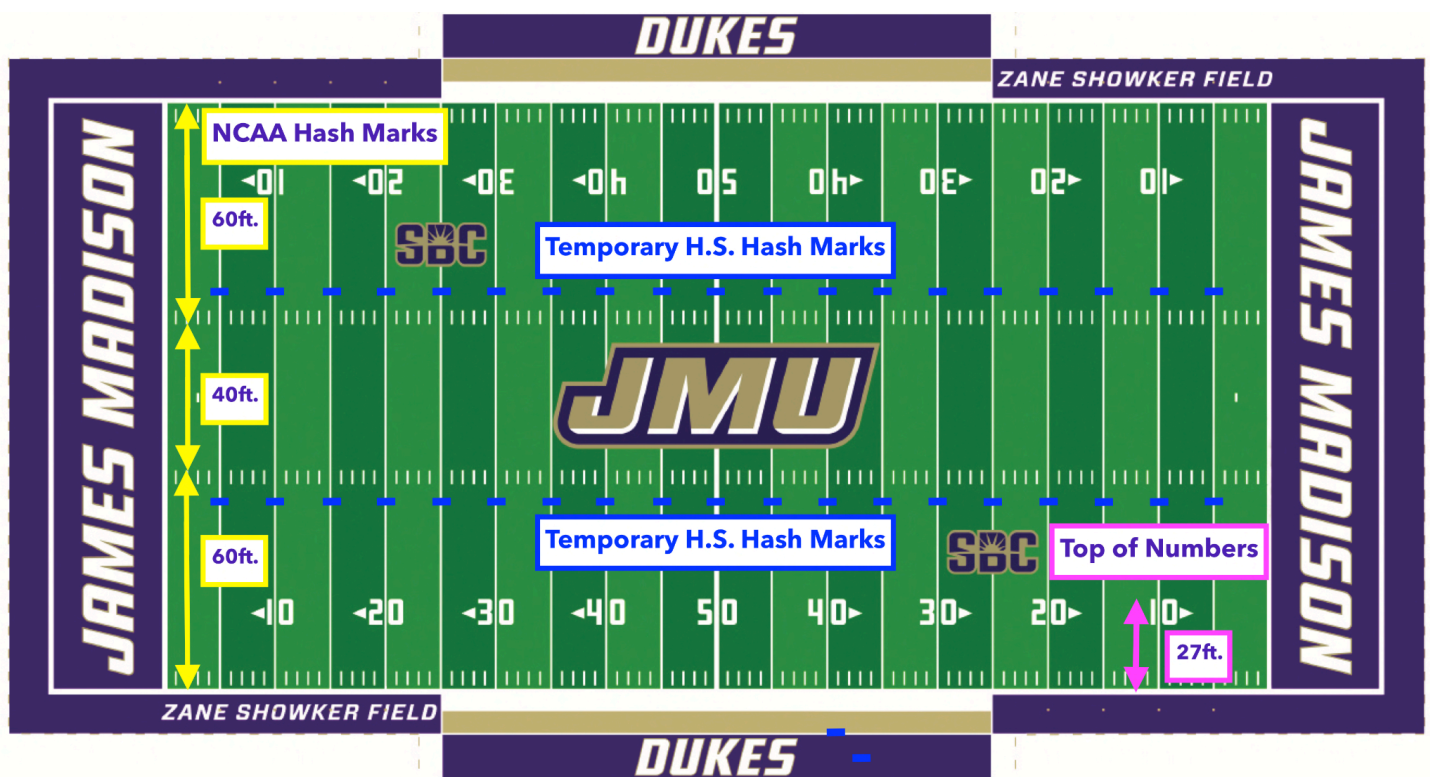
FIELD MARKINGS: The JMU Field has several specific markings. Please see information/diagram below.

College Hash Marks: Please be aware that the JMU field is marked with permanent college hash marks – these are located approximately 4 steps (90-inches) inside high school hashes.

High School Hashes will be marked with **BLUE** tape 53-feet/4-inches inside each sideline – roughly 4 steps **OUTSIDE** the college hashes.

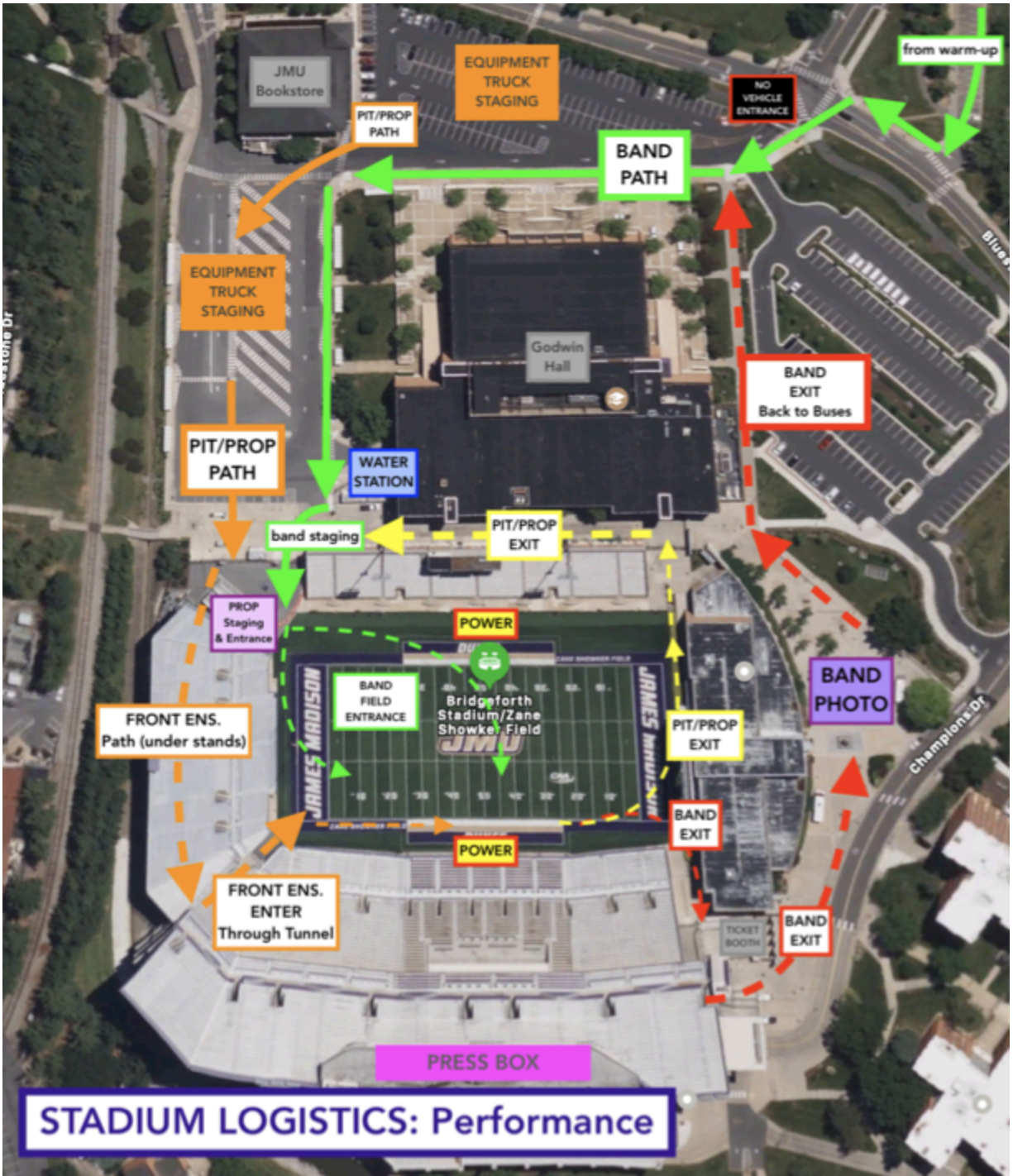
JMU Logo: The JMU logo is located in the center of our field, approximately 20 yards wide and situated between the front and back hashes. **There are NO yard lines visible under the logo.**

We will have **temporary yard line markers** positioned on the front and back sidelines.



Motorized Vehicles: ATVs/Golf Carts/Pit Trains ARE permitted into the stadium and will have a designated path to get onto the front field (see enclosed map). They may use the outer edges of the field for traveling. However, **VEHICLES ARE NOT PERMITTED ON THE PERFORMANCE TURF SURFACE** (i.e. between the front and back sidelines). Failure to adhere to this rule will result in disqualification and any damage caused will be turned over to the Commonwealth of Virginia for collection.

IMPORTANT
JMU DOES NOT PROVIDE CARTS OR ATVs
TO MOVE PIT TRAINS/LARGE EQUIPMENT




VIDEO BOARD:

JMU has a relatively large video board at the end of The field and we will be streaming your band's performance while you are on the field.

Please make your students aware of this, and let them know that there is a delay (video), so they should avoid watching the screen . . .

ESPECIALLY DRUM MAJORS!



WEATHER: There is no indoor inclement weather option for the JMU Parade of Champions. Due to the artificial surface at Bridgeforth Stadium, the event is held as scheduled rain or shine. The contest staff will have the responsibility to delay or discontinue the competition due to severe weather or as requested by the JMU Public Safety. In addition, each director will have the authority to discontinue their performance due to inclement weather.

OTHER CONTEST INFORMATION

AWARDS CEREMONIES

There will be two awards ceremonies during the event – one mid-day for the Classes 1A & 2A participating bands, and one at the conclusion of the contest for the Classes 3A-6A bands. Prior to each awards ceremony, the JMU Marching Royal Dukes will perform for the participating bands and audience.

Captions: The following caption awards will be presented to each class: Best Music Performance, Best Visual Performance, Best General Effect, Best Color Guard, and Best Percussion, and Fan Favorite.

Individuals to ACCEPT awards: Drum Majors and/or Auxiliary Captains are invited to receive the awards for their band. An announcement will be made prior to each ceremony (following the last band in the 2-A and 6-A classes) to notify all directors of where to send students. All representatives will meet the JMU contest staff at the E-Gates at the bottom of the North stairwell, adjacent to the tunnel (see stadium map).



CONTEST ADMISSION

TICKET SALES AND GROUP RATE SALES

Ticket prices for the event are \$20.00 for adults and \$15.00 for students (with ID) and seniors.

When admission is purchased, each individual will receive a wristband that will allow admission to the event all day. Wristbands are sold at the contest entrance from the Bridgeforth Ticket Booth "A".

Payment Options: JMU will accept cash, checks (made payable to "JMU Bands"), and credit cards.

EVENT ADMISSION - PLEASE READ CAREFULLY

EVENT ADMISSION - PLEASE READ CAREFULLY

Tickets: JMU POC does not issue paper tickets, but rather a comfortable, color-coded wristband that is to be worn at all times.

Band Members: All uniformed band members will receive free admission to the event via a special wristband (received at registration). Directors will receive these wristbands in their registration packet. *It is recommended that these wristbands be distributed immediately so they aren't misplaced.*

Complimentary Tickets: Each participating band will receive the following complimentary tickets in their registration packet upon arrival:

- One comp. ticket for every 10 performing members of the band, based on the numbers indicated on your application/updated numbers provided.
- One ticket for every bus driver.
- One ticket for every equipment vehicle driver.

NOTE: *These tickets (wristbands) can be used for chaperones, bus drivers, staff, etc. and will be provided to each director in the registration packet upon arrival to JMU. All non-uniformed individuals MUST have a wristband or the JMU POC staff badge to enter the stadium or field.*

Directors, Assistant Directors, and Guard & Percussion Staff: All directors and percussion/guard staff members listed on the POC application/Band Program Info Form as well as up to 4 additional staff members and/or student teacher (if requested on the POC Logistics & Access Info Form) will receive POC Event Access passes to be worn at all times during the event. These will allow you access to the stadium, as well as to the Director Hospitality Area located in the "Club Area" of the stadium. Additional staff members must purchase a ticket or use one of the complimentary wrist bands to enter the contest venue.

Bus and Equipment Truck Drivers will also receive a complimentary ticket to enter the contest with your group. This will be determined by the number of buses you listed on your contest application. If your driver(s) choose not to view the contest, these wristbands can be used for other individuals traveling with your group (parents, chaperones, crew members, etc.).

Parent Volunteers/Pit Crew Members/Chaperones will be allowed into the stadium (field level) to set-up and watch their band from a designated area on the field. Once the band is finished with their performance, the field crew must exit the stadium with their equipment and must have a ticket (wristband) or a JMU POC badge to re-enter the stadium.

It is recommended that all crew members/parent volunteers wear a uniform/outfit that will identify them as a member of your band's support staff.

DISCOUNTED GROUP TICKETS

If you requested discounted group tickets (for chaperones, staff, guests) these will be available for pick up (and payment) at the A Ticket Booth. **ONLY ONE REPRESENTATIVE FROM YOUR SCHOOL CAN PICK-UP AND PAY FOR THE TICKETS.** Please make sure those who are receiving those wristbands know to see your group's representative and not to go the ticket booth to get individual tickets.

BAG SEARCH

We recommend individuals do not bring bags with them to the stadium. However, if you need to bring a bag, it must be searched by the RMC event staff before entering Bridgforth Stadium. If you are entering with a large group, please note this could cause a significant delay in your entry to the stadium. Please plan accordingly.

THERE WILL BE NO BAG SEARCH at the performance entrance - only at the main stadium entrance to view the show.

ACCESS TO THE STANDS

Due to the design of our stadium, there is no direct access to the stands from the field. It is recommended that directors/staff remain on the field during your band's performance. If directors/staff wish to view your band's performance from the stands, you will need to plan accordingly, allowing extra time to enter the seating area (via the tunnel and North stairwell - see stadium diagram) prior to your band's performance. Band guides can help accommodate this if so desired.

BAND RE-ENTRY TO CONTEST FOLLOWING PERFORMANCE

There is only one main entrance to the stadium - Gate A, located on the west side of the stadium (parking deck/ticket booths). When re-entering the stadium following your band's performance, all band members must travel together and enter through Gate A. All band members must display their wristband (and directors/staff their name badges) to be admitted to the seating area. All parent volunteers/pit crewmembers/chaperones must have purchased a valid ticket (wristband) to re-enter the stadium. This can be taken care of at the Ticket Booth conveniently located next to Gate A of the stadium.

BAND SEATING IN THE STADIUM – RESERVED AREAS

In order to accommodate the number of participating bands, reserved seats are being held on the sides of the upper and lower concourse sections: 201, 202, 211, 212, 213, 214 (lower concourse), and 401, 402, 411, 412, 413, 414, 415 (upper concourse). It is recommended that directors use these sections for band seating following your performance. Please see enclosed stadium diagram.



BAND PHOTO

As each band exits the stadium, Jolesch Photography will be set up in front of the Plecker Athletic Performance Center to take group photos of your band. This is not a requirement of the contest, although it does assist us in maintaining a photographic record of the event. This opportunity is offered so that you and your band can have a memento of your day at the JMU Parade of Champions. All arrangements or agreements are between the band or individuals and Jolesch Photography. Additional

information explaining photo options and costs will be mailed to you with your schedule, and can be found at www.bandgroupphotography.com after the contest.

NOTE: If your band's performance is close to the awards ceremony, you can opt to skip the picture or take the photo after the awards ceremony.

RECORDING YOUR PERFORMANCE / DVD & BLU-RAY AVAILABLE!!

Audio/Video recording is prohibited in Bridgeforth Stadium. University safety regulations prohibit any non-JMU personnel from being in the press box. To ensure that you have a video of your performance, JMU POC will provide you with a one-camera/wide-angle digital of your performance, free of charge. You will receive a link to a digital video recording of your band's performance at your division's awards ceremony.

The Mr. Video company will be on site to record the entire competition. This opportunity is offered as a service so that you and your band can have a memento of your day at the JMU Parade of Champions. All arrangements and agreements are between the band or individuals and the videographers.

DIRECTOR HOSPITALITY – YOU ARE INVITED!

We invite all directors, assistant directors, percussion and guard instructors with Event Access badges to join us in the Bridgeforth Stadium Club Level following your band's performance. We will have an opportunity to meet and greet, enjoy some refreshments (snacks and drinks), and watch the show from the Club Terrace (the best view in the stadium).

CONCESSIONS AND MERCHANDISE

As always, our music student organizations will be providing POC merchandise for purchase during the event. We will have several merchandise tables set up around the stadium for you, your students, and their families to browse. In addition, JMU Concessions will be open during the entire event with a rotating menu with food and beverages options for participants and spectators.

EMERGENCIES

JMU Public Safety and EMT services are on site during the entire event. Should an accident or illness occur while you are at JMU, please notify a contest worker or JMU Command Center (info below). If assistance isn't nearby, please call JMU Public Safety (540) 568-6911.

JMU EVENT COMMAND CENTER

For all event-related issues during the 2024 JMU Parade of Champions (lost and found, medical issues, event questions, etc.) please feel free to use our Command Center phone line:

(540)-568-4356

PARADE OF CHAMPIONS

JAMES MADISON UNIVERSITY

DIRECTOR HOSPITALITY

Please join us!

WHO: All directors and band staff with the appropriate contest badge.

WHAT: Snacks and refreshments available all day, comfortable seating for band staff members to gather, meet, and greet with access to the club seats, the best view of the contest in the stadium!


WHERE: Bridgeforth Stadium Club

WHEN: All day! We hope you and your staff will join us after your band's performance.

TO ACCESS THE CLUB LEVEL:

- Enter the stadium through the A Gates (main entrance)
- Use the escalators in the main concourse – these will take you up to the club entrance.
- Once there, your POC badge will be your "ticket in."

Only directors and credentialed staff are permitted in this area.



**ORDER YOUR
VIDEO NOW**
mrvideoonline.com



ORDER NOW & SAVE \$5
HD Download/DVD
Combos starting at **\$50**
DVDs starting at **\$40**

Prices will be \$5 higher following the event.

FREE shipping on DVDs!
Videos sent 4-6 weeks after the event
Group Orders 10+ save \$10 each




PARADE OF
CHAMPIONS
JAMES MADISON UNIVERSITY

MR VIDEO
mrvideoonline.com

info@mrvideoonline.com
800-678-4336

ORDER YOUR PHOTOS ONLINE
WWW.JOLESCHENTERPRISES.COM



ORDER GROUP, PORTRAITS AND ACTION PHOTOS ONLINE
Photos from your event will be live within seven days at
WWW.JOLESCHENTERPRISES.COM

Scan the QR code to enter your contact information so we can contact you when the event images are live as well as to send you our special offers.



Follow us at: Jolesch Enterprises @joleschpics